

Dry Run Sensor



FEATURES

- The sensor is composed of a stainless steel body, a glass cap and a connecting cable. The sensor can be mounted directly on the fill plug of e-SV series pump. For the larger e-SV series sizes (33 thru 125SV) a suitable adapter is supplied with the product. Additionally the sensor has been designed to be connected directly to Hydrovar® terminal block, X3.
- The sensor provides an electronic contact to be used for stopping the pump in case of lack of water in the area of the mechanical seal. The contact opens after a factory set delay.
- Body: AISI 316L stainless steel.
- Optical Cap: Glass
- Max pressure: 25 bar (362 psi)
- Liquid temperature: 0-120°C (32-248°F)
- Liquids: Clean water, demineralized water
- Power supply: 15-25 V_{DC}
- Output: NPN open collector
- Alarm delay: 10 s
- Cable length = 2 meters (6.6 feet)
- Port: 3/8" ISO threads
- Adapter: 3/8" - 1/2"
- Part number: 9L127



CPC WIRING



Normal Wiring with Transducer and jumpers in position.

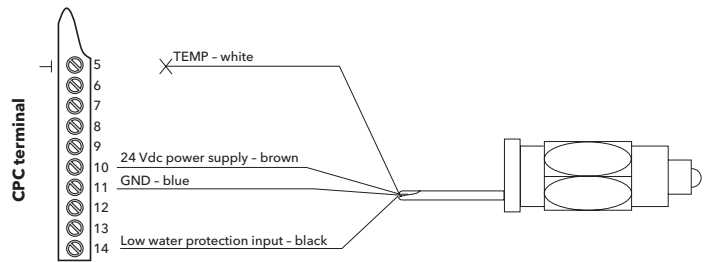
Transducer Cable connected on terminals 1, 5 and 10.

Jumpers to run: 3 and 11

10 and 15

11 and 12

WIRING TO AQUAVAR® CPC



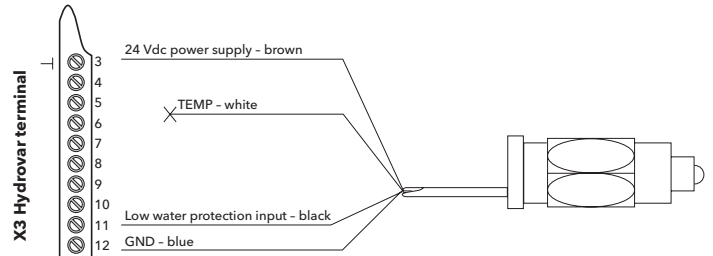
Setting up to install the dry run sensor requires the jumpers to be installed into different positions:

3 and 11

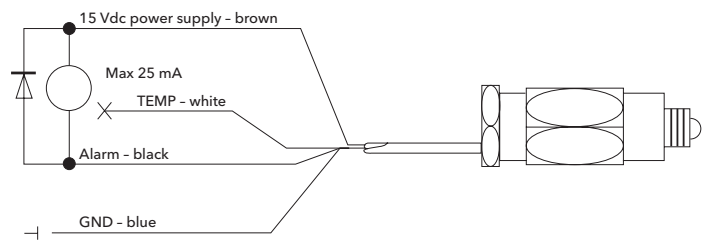
10 and 12

11 and 15

WIRING DIAGRAM TO HYDROVAR®



WIRING TO RELAY 15 V_{DC}



Installation of the Dry Run Sensor
Part Number 9L 127

Brown wire on # 10.

Please note: this terminal will now have three wires inside of this terminal. Please verify solid connection for all three wires.

Blue wire on Terminal 11.

Again, there are three wires inside of this terminal and verify connection is solid.

Black wire on Terminal 14.

Do not use the white wire. Please tape off connector before re-installing cover.

Enable Low Water input on CPC in Menu 2405.
Please change to "Fault".

For more information, visit us at: www.gouldswatertechology.com

Xylem Inc.

www.xylem.com

Goulds is a registered trademark of Goulds Pumps, Inc. and is used under license.

© 2012 Xylem Inc. e-SVwhite2 February 2013

xylem
Let's Solve Water